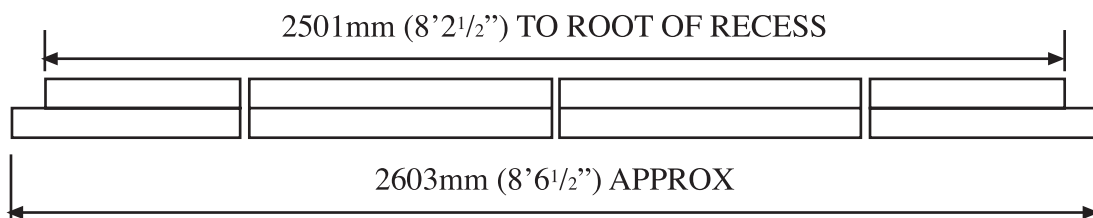
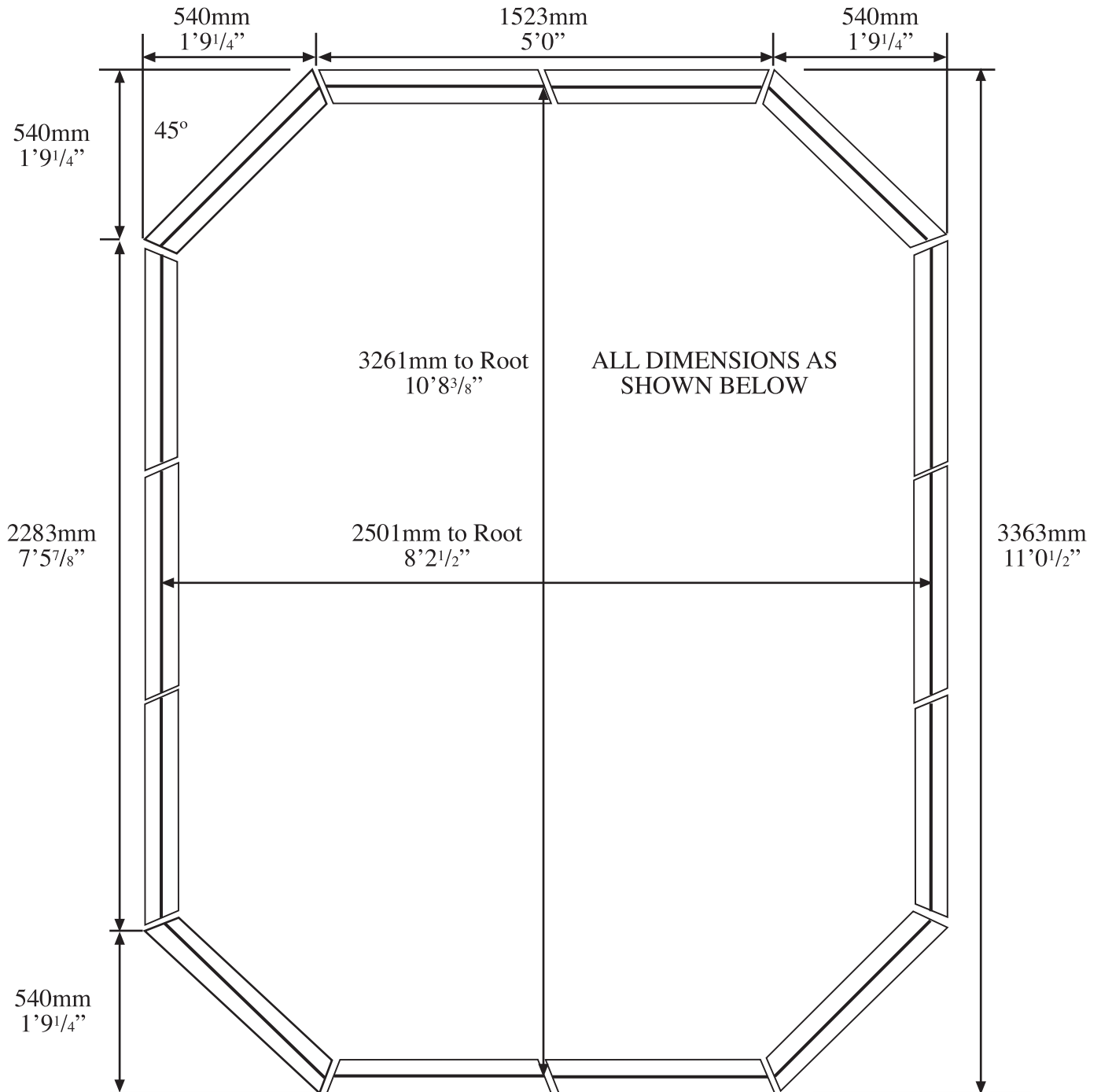





# 8' x 11' OCTAGONAL GREENHOUSE CONCRETE BASE KERB LAYOUT



# OCTAGONAL CEDAR GREENHOUSE

## KERB LAYING INSTRUCTIONS



1. IF THE SITE CHOSEN IS NOT FIRM, LEVEL & WELL DRAINED IT IS ADVISABLE TO LAY FOOTINGS AS ILLUSTRATED.
2. AS A RESULT OF THE MANUFACTURING PROCESS, KERBS CAN BE UNEVEN ON THE UNDERSIDE AND MAY REQUIRE TO BE BEDDED ON A DRY SAND/CEMENT MIX TO CORRECT ANY INACCURACY. ENSURE KERBS ARE LEVELLED WHEN LAYING.
3. GROUTING JOINTS AFTER ASSEMBLY WITH SAD/CEMENT MORTAR MIX.
4. **IMPORTANT NOTE**  
IT IS VITAL THAT THE FOOTINGS ARE LEVEL AND SITED ON FIRM GROUND. IF NOT, THIS WILL UNDOUBTEDLY AFFECT THE CONSTRUCTION OF THE GREENHOUSE.