

Summerhouse Range



www.birstall.com 0800 085 0005





Western Red Cedar Cladding

All the cladding, windows, doors and external trims are made from 100% Western Red Cedar from Canada. This is the traditional timber used for garden buildings and greenhouses because it is very stable (i.e. doesn't warp or twist) and extremely naturally resistant to rot. The colour of cedar varies naturally within the same tree between almost white through pinky orange colours, to a rich brown colour. All these natural colours are on display on your summerhouse, as we don't mask them by putting a horrible orange stain on.

Factory Treatment

We treat all these summerhouses with an oil based wood protector in our workshops. However the treatment is completely clear so that it doesn't ruin the natural appearance of the wood. You can, of course, treat your summerhouse if you want it to be a particular colour, but if you leave it to naturally mature, it will go an attractive silvery-grey colour which can look quite in place in your garden. You can re-treat with clear any time to increase the lifespan, but even if you don't treat it again your cedar should last for many years as long as you keep it clean. For the longest possible life, we recommend that you apply an oil based treatment every couple of years and clean it every year.

Full Sheet Glass as Standard

All of our summerhouses come with full sheet toughened safety glass as standard.

Top Quality Door & Window Furniture

All in a satin-chrome finish, the window catches, door hinges, bolts and door hooks are of a noticeably higher quality than the industry standard.

Felt Roof as Standard

Every summerhouse comes with red mineral felt included. This will require replacing every few years if it is exposed to the weather.

Optional Georgian Windows & Doors

Made by skilled craftsmen, in our own workshops from Western red cedar and glazed with toughened safety glass.

Optional Cedar Slatted Roof

The optional cedar slatted roof not only makes your summerhouse more attractive, it also covers over the roofing felt and cedar trims at the bottom of the roof. This means that your felt will not be exposed to the elements and therefore will last for far longer. We highly recommend this option as worth the money in the long run.



Red felt roof (standard)



Cedar slatted roof (optional)



Locking Door

Whether single or double, your summerhouse door will be fitted with a proper 3 lever mortice lock, so you can safely lock your contents away.

Heavy Duty Thermowood Flooring

Thermowood heat treated. This means that they have been baked in an oven which changes the cell structure of the wood and kills nasties making it extremely stable and long lasting. Underneath are pressure treated bearers, you can of course, add your own flooring on top such as laminate if a better finish is required.

Redwood Framing

The internal framework of your summerhouse is made from redwood of various thickness including 69x44 for the roof joists. Roof joists are machined at both ends and fit together easily with the purposely designed galvanised steel boss, which adds strength and makes assembly far easier, because everything lines up so well.

Plywood Roof

The plywood roof gives a nice neat surface to the inside of the roof and creates less of a 'shed' feel than boards which are commonly used on other kinds of summerhouse. Made from natural hardwoods, the colour can vary, which creates a similar effect to the cedar wall cladding, with its warm and varying colours. Excludes the Fairford model.

Extra Wide Corner Caps

The roof trims and side corner trims are all shaped, cut to size and pre-drilled. This saves time, makes self-assembly easier and automatically creates a neater finish to the building. The extra wide side corner trims are profiled to fit the corner and the extra-wide width will cover most of the cladding nails that are near to the edge of the panel, so it makes for a far more attractive building. Many other summerhouses on the market provide a thin flat cap for the corners (you can understand why – the ones that we make can cost up to six times as much). A proper wide capping like this will last longer and look good for years.

Stainless Steel Fixings

All the nails in the cladding and all the externally used screws that we provide are stainless steel. This helps to prevent unsightly black stains dribbling from rusty nails that you see on most sheds after a year or two (particularly with cedar wood which is naturally acidic).







6x6 Alton Shipton

Specifications

- Western red cedar cladding
- Sturdy Redwood frame
- 21mm thick Thermowood floorboards with tanalised bearers
- Full sheet glazing (2 fixed, 2 opening)
- Toughened glass
- Single door with mortice lock
- Satin chrome door & window furniture
- Red Felt as standard
- Factory applied oil-based treatment

Options

Cedar slatted roof
Georgian windows
and door



Stainless steel hinges



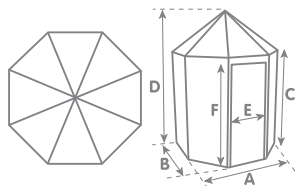
Optional Georgian windows



Internal roof structure

Dimensions

A = 1920mm (6'3")
B = 1920mm (6'3")
C = 1949mm (6'5")
D = 2492mm (8'2")
E = 666mm (2'2")
F = 1793mm (5'10")



PRODUCT ID 5853

6x6 Shipton
Felt Roof
£4079



Optional Cedar Slatted Roof **£1049**
Optional Georgian
Windows and Door **£545**



PRODUCT ID 5853

Shown with standard windows and door and
optional Cedar Slatted Roof. Total Price **£5128**





6x8 Alton Chatsworth

Specifications

- Western red cedar cladding
- Sturdy Redwood frame
- 21mm thick Thermowood floorboards with tanalised bearers
- Full sheet glazing (2 fixed, 2 opening)
- Toughened glass
- Double doors with mortice lock
- Satin chrome door & window furniture
- Red Felt as standard
- Factory applied oil-based treatment

Options

Cedar slatted roof
Georgian windows
and doors



Stainless steel hinges



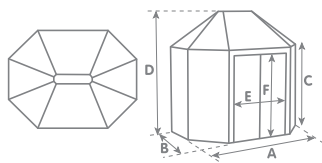
Optional Georgian windows



Internal roof structure

Dimensions

A = 2482mm (8'2")
B = 1920mm (6'3")
C = 1949mm (6'5")
D = 2492mm (8'2")
E = 1227mm (4')
F = 1793mm (5'10")



PRODUCT ID 5855

6x8 Chatsworth
Felt Roof
£5279



Optional Cedar Slatted Roof **£1169**
Optional Georgian
Windows and Doors **£654**



Shown with optional Cedar Slatted Roof and
Georgian Windows and Doors. Total price **£7102**





8x8 Alton Tetbury

Specifications

- Western red cedar cladding
- Sturdy Redwood frame
- 21mm thick Thermowood floorboards with tanalised bearers
- Full sheet glazing (2 fixed, 2 opening)
- Toughened glass
- Single door with mortice lock
- Satin chrome door & window furniture
- Red Felt as standard
- Factory applied oil-based treatment

Options

Cedar slatted roof
Georgian windows and door



Stainless steel hinges



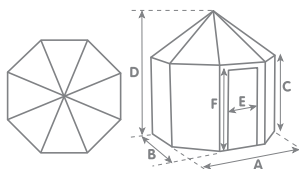
Optional Georgian windows



Internal roof structure

Dimensions

A = 2508mm (8'3")
B = 2508mm (8'3")
C = 1949mm (6'5")
D = 2630mm (8'7")
E = 666mm (2'2")
F = 1793mm (5'10")



PRODUCT ID 5857

8x8 Tetbury
Felt Roof
£6158



Optional Cedar Slatted Roof **£1465**

Optional Georgian
Windows and Door **£545**



PRODUCT ID 5857

Shown with optional Cedar Slatted Roof and
Georgian Windows and Door. Total Price **£8168**





8x9 Alton Mickleton

Specifications

- Western red cedar cladding
- Sturdy Redwood frame
- 21mm thick Thermowood floorboards with tanalised bearers
- Full sheet glazing (2 fixed, 2 opening)
- Toughened glass
- Double doors with mortice lock
- Satin chrome door & window furniture
- Red Felt as standard
- Factory applied oil-based treatment

Options

Cedar slatted roof
Georgian windows and doors



Stainless steel hinges



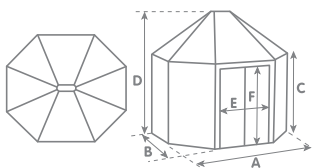
Optional Georgian windows



Internal roof structure

Dimensions

A = 2826mm (9'3")
B = 2508mm (8'3")
C = 1949mm (6'5")
D = 2630mm (8'7")
E = 1227mm (4')
F = 1793mm (5'10")




PRODUCT ID 5859

8x9 Mickleton
Felt Roof
£7036



Optional Cedar Slatted Roof **£1762**
Optional Georgian
Windows and Doors **£653**



PRODUCT ID 5859

Shown with optional Cedar Slatted Roof and
Georgian Windows and Doors. Total Price **£9451**





10x10 Alton Broadwell

Specifications

- Western red cedar cladding
- Sturdy Redwood frame
- 21mm thick Thermowood floorboards with tanalised bearers
- Full sheet glazing (2 fixed, 2 opening)
- Toughened glass
- Double doors with mortice lock
- Satin chrome door & window furniture
- Red Felt as standard
- Factory applied oil-based treatment

Options

Cedar slatted roof
Georgian windows
and doors



Stainless steel hinges



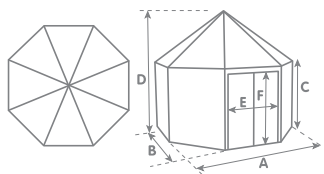
Optional Georgian windows



Internal roof structure

Dimensions

- A = 3267mm (10'9")
B = 3267mm (10'9")
C = 1949mm (6'5")
D = 2788mm (9'2")
E = 1227mm (4')
F = 1793mm (5'10")



PRODUCT ID 5861

10x10 Broadwell
Felt Roof
£8798



Optional Cedar Slatted Roof **£1907**
Optional Georgian
Windows and Doors **£1089**



PRODUCT ID 5861

Shown with optional Cedar Slatted Roof and
Georgian Windows and Doors. Total Price **£11794**

Note: Each of the 4 glazed panels has one fixed window and one opening (i.e. slightly different from above photo).





Alton Pentwick 6'5"deep

Specifications

- Western red cedar cladding
- Sturdy Redwood frame
- 21mm thick Thermowood floorboards with tanalised bearers
- Full sheet glazing (2 fixed, 2 opening)
- Toughened glass
- Double doors with mortice lock
- Satin chrome door & window furniture
- Red Felt as standard
- Factory applied clear treatment



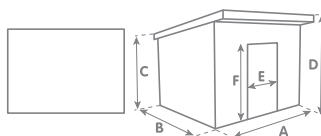
Stainless steel hinges

Optional Georgian windows

Internal roof structure


Dimensions

A = See Table
 B = 1968 mm (6'5")
 C = 2055mm (6'9")
 D = 2398mm (7'10")
 E = 1084mm (3'6")
 F = 1800mm (5'11")



Canopy overhangs front by 375mm

Model	8x6	10x6	12x6
Width A	2510mm (8'3")	2999mm (9'10")	3765mm (12'4")
Double door with lock	✓	✓	✓
Opening windows	Two	Two	Two
Fixed windows	Two	Two	Two
PRICE	£5643	£6448	£7115
Georgian Windows & Doors	£653	£653	£653
PRODUCT ID	8231	8232	8233



PRODUCT ID 8231

8x6 shown with optional Georgian Windows and Doors. Total Price **£6296**

Please note that customer installed own lighting.

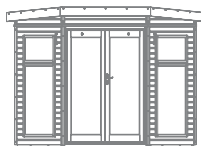




Fairford Corner Summerhouse

Specifications

- 2 Sizes available
- Western red cedar cladding
- Sturdy Redwood frame
- 21mm thick Thermowood floor board with tanalised bearers
- Longline windows with top opening
- Toughened safety glass
- Double doors with mortice lock
- Satin chrome door & window furniture
- Factory applied clear treatment
- Black felt as standard



Stainless steel hinges



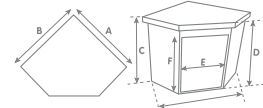
Satin chrome door arm



Locking door

Dimensions 7x7

- A = 2244mm (7'4")
 B = 2244mm (7'4")
 C = 2018mm (6'7")
 D = 2253mm (7'4")
 E = 1227mm (4')
 F = 1793mm (5'10")

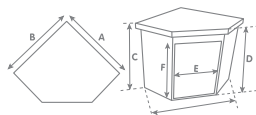


**Fairford
Medium 7'4" x 7'4"**
£4600

PRODUCT ID 9757

Dimensions 8x8

- A = 2550mm (8'4")
 B = 2550mm (8'4")
 C = 2018mm (6'7")
 D = 2300mm (7'5")
 E = 1227mm (4')
 F = 1793mm (5'10")



**Fairford
Large 8'4" x 8'4"**
£5452

PRODUCT ID 9758

Dimensions include overhang



PRODUCT ID 9757



Base preparation

We recommend that you prepare a nice firm level base for your new summerhouse. Level paving slabs would be ideal.

Assembly service

All Alton summerhouses are delivered in pre-assembled panels, for a straightforward self assembly. A lot of thought has gone into the design to enable it to be easily assembled on site. For example, the unique ridge bracket has a little lip that slots into the roof bars, to ensure that they can only be assembled in the correct way first time. All the doors and windows are glazed and fitted. You don't need joinery skills to assemble an Alton Summerhouse, all the difficult bits are done in the factory.

Assembly Service Available
Please call 0800 085 0005



How are they delivered?

Your summerhouse will be delivered in a palletised format, and is therefore officially a kerbside delivery. Please check the website for the latest lead times.

Treatment

Your summerhouse will be factory treated in a clear, oil based wood protector, which enables the natural cedar colours to show through beautifully when your building is new. In time, the wood will naturally weather to a silvery-grey colour, which is how many customers like to keep their summerhouse for a natural look. You can of course paint or stain your summerhouse as soon as you get it or after a year or so when it has weathered down.

Maintenance

All the external areas of wood on your summerhouse (except the floor which is tanalised redwood) are made from Western red Cedar. A timber famed for its natural resistance to rot. We recommend that you clean the summerhouse every year to avoid any build up of Algae, and re-apply a good oil-based treatment every two or three years. If you have a felt roof, this will need replacing every few years.

Guarantee

Your Alton Summerhouse comes with a 2 year structural frame guarantee. Moving parts have a 12 months guarantee. Exclusions include: glazing, wind damage, labour and accidental damage.





How To Order:

Please call 0800 085 0005

Birstall Garden & Leisure
Sibson Road
Birstall
Leicestershire
LE4 4DX

www.birstall.com



Made in the United Kingdom